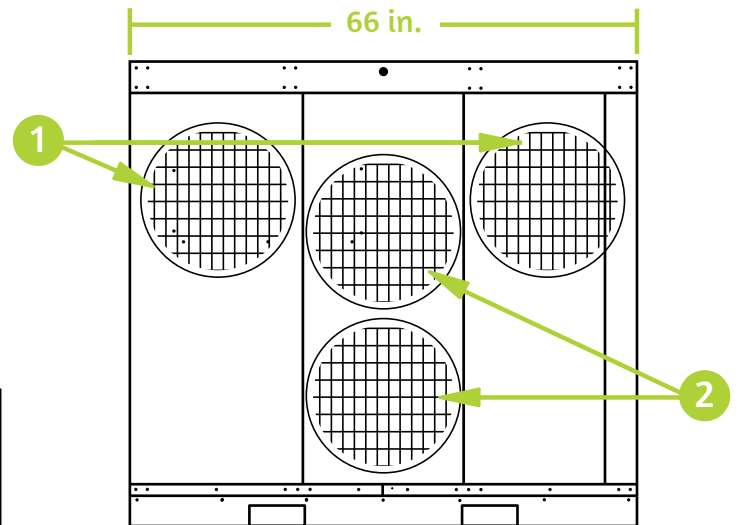
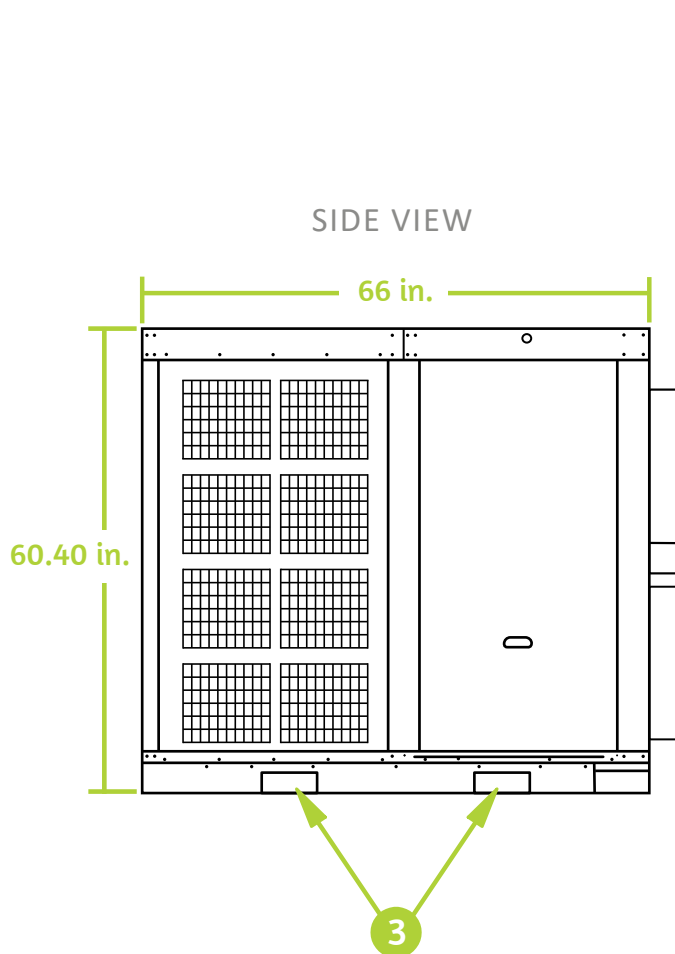


SPECIFICATIONS

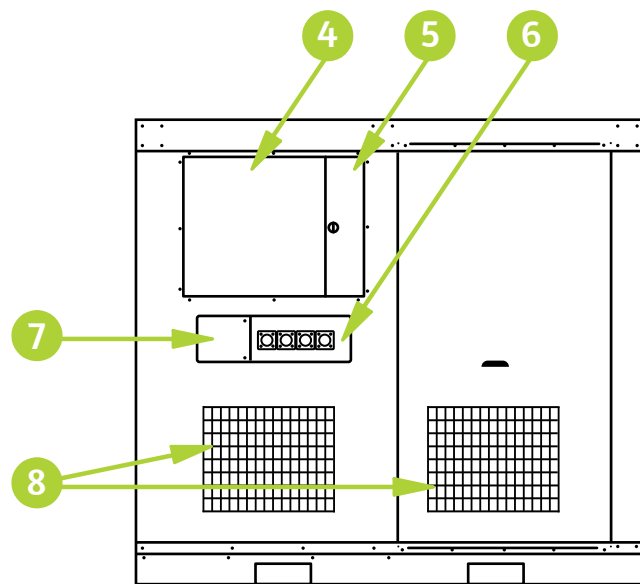


KPO25-43



FRONT VIEW

- 1. Evaporator Supply
- 2. Evaporator Return
- 3. 12 Guage Fork Pockets
- 4. Electrical Box
- 5. Control Panel
- 6. Cam Locks
- 7. Main Breaker
- 8. Hot Air Discharge



BACK VIEW



ETL LISTED CONFORMS TO ANSI/UL1995
CERTIFIED TO CAN/CSA 22.2 NO 235



SPECIFICATIONS



KPO25-43

COOLING CAPACITY

BTU/hr @ 95F at 60% RH	290,500 (25-Ton)
Operating Temperatures	30-110 F 50%RH

HEATING OPTION

Heat Strips/BTU	48kW/166,600
-----------------	--------------

COMPRESSOR DATA

Compressor Type	Scroll x 2 each
Refrigerant	407C

FAN DATA

EVAPORATOR

Fan Type (Centrifugal)	Hyper Drive x 4
Air Flow (CFM)	11,000
Supply and Return Air Device	2-20" flanges for supply duct and 2-20" for return duct
Maximum Duct length	400' total

CONDENSER

Fan Type (Centrifugal)	Belt Drive
Air Flow (CFM)	16,500
Condenser Exhaust flange	20" X 2
Condenser Duct Max. Length	100' Per FLange
Condenser fan speed control	Variable Frequency Drive

ELECTRICAL DATA

Power Supply (Volts)	480/460 Three Phase
Current Consumption (Amps)	61.8
Power Consumption (kW)	44.26
Maximum Circuit Breaker (Amps)	110
Recommended Breaker Size	80
Minimum Circuit Ampacity (Amps)	74.15
Min./Max. Voltage	420-500
Power Connection	Color Coded Cam Locks / 3AW
Power Quality Control	Internal Phase and Power Monitor

CONSTRUCTION

Cabinet	16 Gauge G90 Galvanized Steel with Epoxy Powdercoat
Skid	12 Gauge G90 Galvanized Steel with Epoxy Powdercoat

DIMENSIONAL DATA

Width x Depth x Height (Inches)	66" x 66" x 60.4"
Weight (Lbs.)	2,200
Shipping Weight (Lbs.)	2,300

SAFETY DEVICE DATA

Compressor Overload	Internal
Fan Motor Overload	Automatic Internal
Evaporator Freeze Protection	Hot Gas Bypass with variable fan speed control
High Pressure Switch	Manual x 2
Low Pressure Switch	Automatic
Compressor Short Cycle	Yes
Automatic Restart	Yes
Thermostat Type	Digital
Condensate Pump Overflow	Yes
Internal Condensate Pump (high lift)	Yes