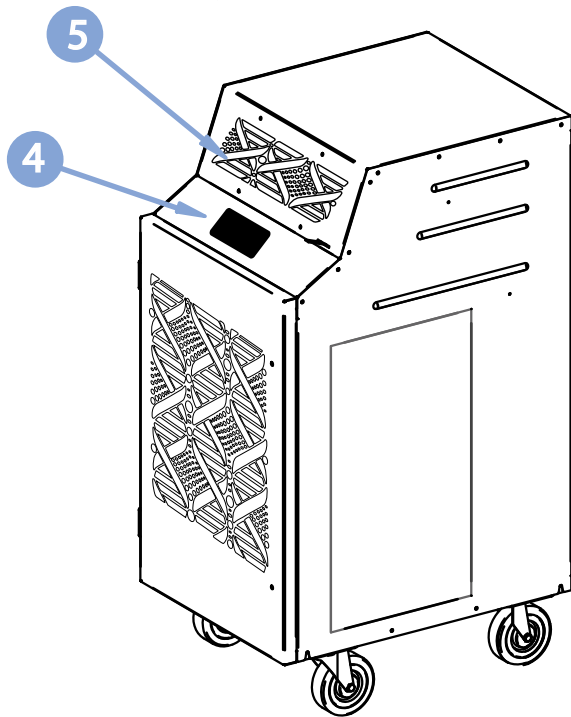
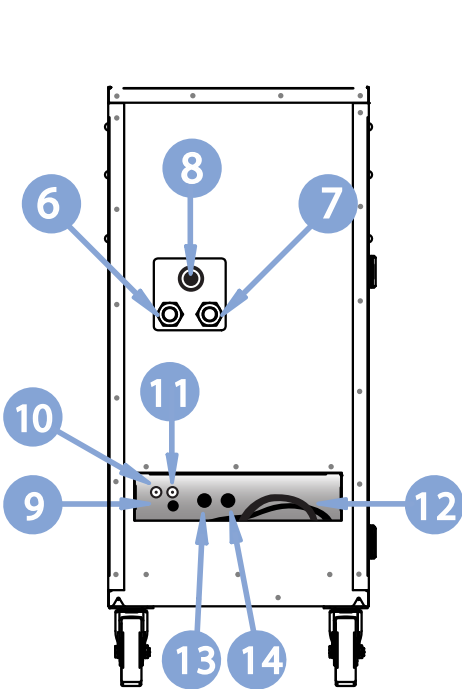
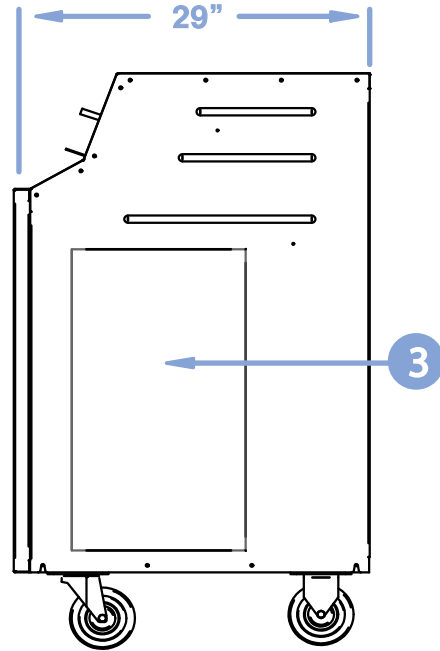
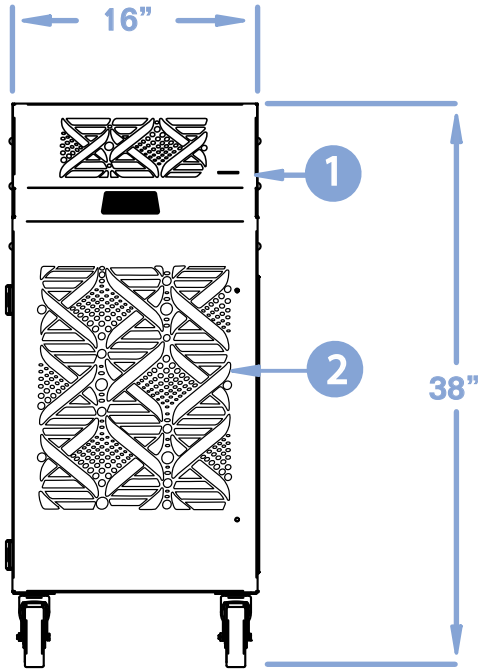


COOLING CAPACITY	
BTU/hr @95 F at 60%RH	13,800 / 1-Ton
AIR PURIFICATION	
HEPA Filter	99.97% @ > .3 Microns
UVC Light Wave Length	UVC 17 Watts / Max 85 Watts
COMPRESSOR DATA	
Compressor Type	Hermetic Rotary
Operating Temperatures	65-105°F 50% RH
Non-CFC Refrigerant	R 454 B
FAN DATA EVAPORATOR	
Fan Type (Centrifugal)	Direct Drive
Air Flow (CFM)	460 / Single Speed
Supply Air Data	Adjustable Vent
Supply Air Chute Data (Optional)	2 - 5" dia x 16" length
CONDENSER WATER FLOW	
Flow Regulation Valve .5" NPT	Automatic
Inlet Water 85F-95F Exit GPM	3
Inlet Water 75F-95F Exit GPM	1.5
Inlet Water 65F-95F Exit GPM	1
Inlet Water 55F-95F Exit GPM	.75
ELECTRICAL DATA	
Power Supply (Volts)	115 V / Single Phase
Current Consumption (Amps)	11.2
Power Consumption (kW)	1.16
Maximum Circuit Breaker (Amps)	20
Recommended Breaker Size	15
Minimum Circuit Ampacity (Amps)	13.25
Min/Max Voltage	105 - 125
Power Cord Gauge / Length in Feet	14 AWG / 6'
Plug Configuration	NEMA 5 - 15
DIMENSIONAL DATA	
Width x Length x Height (inches)	16" x 29" x 38"
Weight (lbs)	189
Shipping Weight (lbs)	239
SAFETY DEVICE DATA	
Compressor Overload	External
Fan Motor Overload	Automatic Internal
Evaporator Freeze-up	Hot Gas Bypass
High Pressure Switch	Manual
Low Pressure Switch	Auto
Compressor Short Cycle	Yes
Automatic Restart	Yes
Thermostat Type	Digital Microprocessor
Condensate Pump Overflow	Yes
Condensate Tank Overflow	Yes
Condensate Pump W/20" Head Pressure	Yes



- | | |
|----------------------------|--------------------------------|
| 1) Vent Control | 8) Sight Glass (Remove Cover) |
| 2) Cold Air Return | 9) Condensate Alarm Jack |
| 3) Access Panel | 10) Condensate Nipple |
| 4) KoolPad Digital Control | 11) H.P. Reset Switch |
| 5) Cold Air Supply | 12) Condensate Alarm Jack |
| 6) Condenser Water Inlet | 13) High Pressure Service Port |
| 7) Condenser Water Outlet | 14) Low Pressure Service Port |

